



Fire Inspection Report SFM Kayla Riggs

MS State Fire Marshal's Office
239 North Lamar St., Ste 101
Jackson, MS 39201
State Chief Deputy, Kevin Butler
Office Phone Number: (601) 359-1061

Mississippi Department of Insurance
PO Box 79
Jackson, MS 39205
State Fire Marshal, Mike Chaney

Inspector Information

Kayla Riggs: Riggs, Kayla Deputy State Fire Marshal Mobile number: (601) 664-8758 Email: kayla.riggs@mid.ms.gov

Fire Inspection Location

Name: Mississippi State Fairgrounds, Jackson, Hinds County **Location Street Number:** 1207 **Location Street Prefix:**
Location Street Name: Mississippi **Location Street Type:** Street **Location County:** Hinds
Phone Number: (601) 961-4000 **Zone:** 5
Code: CID

Fire Inspection Occupant

Name: Mississippi Trademart **Building Class Code:** All other assembly occupancies
Property Use: Convention center, exhibition hall
Occupant City: Jackson **Occupant Postal Code:** 39202 **Occupant State:** MS **Occupant County:** Hinds


Violation Documents

Violation Documents

File Name: photo showing the entire fire alarm panel
Violation Code: 907.8
Inspected Date: 2026-03-26 17:41:41



File Name: photo showing the annunciator panel with 3 troubles on it
Violation Code: 907.8
Inspected Date: 2026-03-26 17:41:41



File Name: photo showing no answer trouble on the fire alarm
Violation Code: 907.8
Inspected Date: 2026-03-26 17:41:41



File Name: photo showing duct detector trouble
Violation Code: 907.8
Inspected Date: 2026-03-26 17:41:41



File Name: photo of the fire alarm panel
Violation Code: 907.8
Inspected Date: 2026-03-26 17:41:41





File Name: photo of close up of the troubles on the fire alarm panel

Violation Code: 907.8


Inspected Date: 2026-03-26 17:41:41




File Name: photo of close up of fire alarm panel troubles
Violation Code: 907.8
Inspected Date: 2026-03-26 17:41:41




File Name: photo of power strip 2
Violation Code: 603.5.1
Inspected Date: 2026-03-27 17:49:53



File Name: photo of power strip 3
Violation Code: 603.5.1
Inspected Date: 2026-03-27 17:49:53



File Name: photo of power strip 4
Violation Code: 603.5.1
Inspected Date: 2026-03-27 17:49:53



File Name: photo of power strip
Violation Code: 603.5.1
Inspected Date: 2026-03-27 17:49:53



File Name: photo showing a power strip under a desk
Violation Code: 603.5.1
Inspected Date: 2026-03-27 17:49:53



File Name: photo of close up of power strip under desk
Violation Code: 603.5.1
Inspected Date: 2026-03-27 17:49:53



File Name: photo of an exit light that is not illuminated
Violation Code: 1104.3
Inspected Date: 2026-03-27 17:54:12



File Name: photo of non illuminated exit light
Violation Code: 1104.3
Inspected Date: 2026-03-27 17:54:12



File Name: photo of non illuminated exit lights in lobby
Violation Code: 1104.3
Inspected Date: 2026-03-27 17:54:12



File Name: photo of non illuminated exit lights in lobby 2
Violation Code: 1104.3
Inspected Date: 2026-03-27 17:54:12



File Name: photo of non illuminated exit sign
Violation Code: 1104.3
Inspected Date: 2026-03-27 17:54:12



File Name: photo of exit signs turned in the wrong direction 2
Violation Code: 1013.1
Inspected Date: 2026-03-27 17:56:29



File Name: photo of exit signs turned in the wrong direction 3
Violation Code: 1013.1
Inspected Date: 2026-03-27 17:56:29



File Name: photo of exit signs turned in the wrong direction
Violation Code: 1013.1
Inspected Date: 2026-03-27 17:56:29



File Name: photo of improperly used extension cord
Violation Code: 603.6
Inspected Date: 2026-03-27 17:58:11



File Name: photo showing improperly used extension cord 2

Violation Code: 603.6

Inspected Date: 2026-03-27 17:58:11



File Name: photo of impropoerly used multiplug

Violation Code: 603.6.1

Inspected Date: 2026-03-27 18:00:10



File Name: photo of an electrical outlet that needs to be a gcfi

Violation Code: 603.1.1

Inspected Date: 2026-03-27 18:02:04



File Name: photo showing grease collection pan needs to be cleaned

Violation Code: 606.3.3.2


Inspected Date: 2026-03-27 18:05:03



File Name: photo showing grease collection pan needs to be cleaned 3

Violation Code: 606.3.3.2

Inspected Date: 2026-03-27 18:05:03



File Name: photo showing grease collection pan needs to be cleaned 2
Violation Code: 606.3.3.2
Inspected Date: 2026-03-27 18:05:03



File Name: photo showing vent hood needs to be cleaned

Violation Code: 606.3.3.2

Inspected Date: 2026-03-27 18:05:03



File Name: photo showing vent hood needs to be cleaned 2

Violation Code: 606.3.3.2

Inspected Date: 2026-03-27 18:05:03



File Name: photo showing vent hood needs to be cleaned 3
Violation Code: 606.3.3.2
Inspected Date: 2026-03-27 18:05:03



File Name: photo showing vent hood needs to be cleaned 4
Violation Code: 606.3.3.2
Inspected Date: 2026-03-27 18:05:03



File Name: photo showing vent hood needs to be cleaned 5
Violation Code: 606.3.3.2
Inspected Date: 2026-03-27 18:05:03



File Name: photo showing vent hood needs to be cleaned 6
Violation Code: 606.3.3.2
Inspected Date: 2026-03-27 18:05:03



File Name: photo showing vent hood needs to be cleaned 7

Violation Code: 606.3.3.2

Inspected Date: 2026-03-27 18:05:03



File Name: photo of string hanging on supression system

Violation Code: 901.8

Inspected Date: 2026-03-27 18:10:30



File Name: photo of string hanging on supression system 2
Violation Code: 901.8
Inspected Date: 2026-03-27 18:10:30



File Name: photo of string hanging on supression system 3
Violation Code: 901.8
Inspected Date: 2026-03-27 18:10:30



File Name: photo of string hanging on supression system 4
Violation Code: 901.8
Inspected Date: 2026-03-27 18:10:30



File Name: photo of string hanging on supression system 5
Violation Code: 901.8
Inspected Date: 2026-03-27 18:10:30



File Name: photo of missing ceiling tiles
Violation Code: 707.1
Inspected Date: 2026-03-27 18:13:59



File Name: photo of missing ceiling tiles 2
Violation Code: 707.1
Inspected Date: 2026-03-27 18:13:59



File Name: photo of missing ceiling tiles 3
Violation Code: 707.1
Inspected Date: 2026-03-27 18:13:59



File Name: photo of missing ceiling tile 4
Violation Code: 707.1
Inspected Date: 2026-03-27 18:13:59



File Name: photo showing penetration in the wall

Violation Code: 707.1

Inspected Date: 2026-03-27 18:13:59



File Name: photo of storage blocking an electrical panel

Violation Code: 603.4

Inspected Date: 2026-03-27 18:17:04



File Name: photo of storage blocking an electrical panel 2

Violation Code: 603.4

Inspected Date: 2026-03-27 18:17:04



File Name: photo showing missing blanks in the electrical panel

Violation Code: 603.2

Inspected Date: 2026-03-27 18:19:20



File Name: photo showing missing blanks in the electrical panel 2
Violation Code: 603.2
Inspected Date: 2026-03-27 18:19:20



File Name: photo showing missing blanks in the electrical panel 3
Violation Code: 603.2
Inspected Date: 2026-03-27 18:19:20



File Name: photo showing missing blanks in the electrical panel 4

Violation Code: 603.2


Inspected Date: 2026-03-27 18:19:20





File Name: photo showing missing blanks in the electrical panel 5
Violation Code: 603.2
Inspected Date: 2026-03-27 18:19:20



File Name: photo of close up of first riser in the trade mart
Violation Code: 903.5
Inspected Date: 2026-03-27 18:22:14














File Name: photo showing all three sprinkler risers in the trade mart
Violation Code: 903.5
Inspected Date: 2026-03-27 18:22:14













File Name: photo of candle in office
Violation Code: 308.1.1
Inspected Date: 2026-03-27 18:29:17



File Name: photo of close up of candle in office
Violation Code: 308.1.1
Inspected Date: 2026-03-27 18:29:17



File Name: photo showing storage too close to heater
Violation Code: 315.3
Inspected Date: 2026-03-27 18:35:58



File Name: photo showing storage too close to a heater 2
Violation Code: 315.3
Inspected Date: 2026-03-27 18:35:58



File Name: photo of missing AED equipment
Violation Code: 901.6
Inspected Date: 2026-03-27 18:38:18



File Name: photo of missing AED equipment 2
Violation Code: 901.6
Inspected Date: 2026-03-27 18:38:18



File Name: photo of space heater
Violation Code: 4102.1.4
Inspected Date: 2026-03-27 15:32:13



File Name: photo of close up of space heater
Violation Code: 4102.1.4
Inspected Date: 2026-03-27 15:32:13



File Name: photo of space heater 2
Violation Code: 4102.1.4
Inspected Date: 2026-03-27 15:32:13



File Name: photo of storage being too high this was corrected on site
Violation Code: 315.3.1
Inspected Date: 2026-03-27 15:34:05



Violations

Violation Code	Description	Comments
907.8	<p>Inspection, testing and maintenance. The maintenance and testing schedules and procedures for fire alarm and fire detection systems shall be in accordance with Sections 907.8.1 through 907.8.4 and NFPA 72. Records of inspection, testing and maintenance shall be maintained.</p>	<p>There are troubles on the fire alarm panels that need to be corrected. Please note that at the time of the inspection there was clean-up work being conducted to remove soot and to clear the ducts.</p>
907.6.6	<p>Monitoring. Fire alarm systems required by this chapter or by the International Building Code shall be monitored by an approved supervising station in accordance with NFPA 72.</p> <p>Exception: Monitoring by a supervising station is not required for:</p> <ol style="list-style-type: none"> 1. Single- and multiple-station smoke alarms required by Section 907.2.11. 2. Smoke detectors in Group I-3 occupancies. 3. Automatic sprinkler systems in one- and two-family dwellings. 	<p>The fire alarm system is not being monitored.</p>
603.5.1	<p>Listing. Relocatable power taps shall be listed and labeled in accordance with UL 1363. Current taps shall be listed and labeled in accordance with UL 498A.</p>	<p>There is improper use of power strips.</p>
1104.3	<p>Exit sign illumination. Exit signs shall be internally or externally illuminated. The face of an exit sign illuminated from an external source shall have an intensity of not less than 5 footcandles (54 lux). Internally illuminated signs shall provide equivalent luminance and be listed for the purpose.</p> <p>Exception: Approved self-luminous signs that provide evenly illuminated letters shall have a minimum luminance of 0.06 foot-lamberts (0.21 cd/m²).</p>	<p>There are exit signs that are not illuminated.</p>
1013.1	<p>Where required. Exits and exit access doors shall be marked by an approved exit sign readily visible from any direction of egress travel. The path of egress travel to exits and within exits shall be marked by readily visible exit signs to clearly indicate the direction of egress travel in cases where the exit or the path of egress travel is not immediately visible to the occupants. Intervening means of egress doors within exits shall be marked by exit signs. Exit sign placement shall be such that any point in an exit access corridor or exit passageway is within 100 feet (30 480 mm) or the listed viewing distance of the sign, whichever is less, from the nearest visible exit sign.</p> <p>Exceptions:</p> <ol style="list-style-type: none"> 1. Exit signs are not required in rooms or areas that require only one exit or exit access. 2. Main exterior exit doors or gates that are obviously and clearly identifiable as exits need not have exit signs where approved by the fire code official. 3. Exit signs are not required in occupancies in Group U and individual sleeping units or dwelling units in Group R-1, R-2 or R-3. 4. Exit signs are not required in dayrooms, sleeping rooms or dormitories in occupancies in Group I-3. 5. In occupancies in Groups A-4 and A-5, exit signs are not required on the seating side of vomitories or openings into seating areas where exit signs are provided in the concourse that are readily apparent from the vomitories. Egress lighting is provided to identify each vomitory or opening within the seating area in an emergency. 	<p>The exit signs in the north lobby are not readily visible from any direction of egress travel.</p>

Violation Code	Description	Comments
603.6	<p>Extension cords shall not be a substitute for permanent wiring and shall be listed and labeled in accordance with UL 817. Extension cords shall not be affixed to structures, extended through walls, ceilings or floors, or under doors or floor coverings, nor shall such cords be subject to environmental damage or physical impact. Extension cords shall be used only with portable appliances. Extension cords marked for indoor use shall not be used outdoors.</p>	Extension cords are being used as permanent wiring.
603.6.1	<p>Application and use. Extension cords shall be plugged directly into an approved receptacle, relocatable power tap or current tap and, except for approved multiplug extension cords, shall serve only one portable appliance.</p>	There is an improper use of a multiplug.
603.1.1	<p>Equipment and wiring. All electrical equipment, wiring, devices and appliances shall be tested; listed and labeled; and installed, used and maintained in accordance with NFPA 70 and all instructions included as part of such listing.</p>	There is an outlet that needs to be GCFI rated.
606.3.3.2	<p>Grease accumulation. If during the inspection it is found that hoods, grease-removal devices, fans, ducts or other appurtenances have an accumulation of grease, such components shall be cleaned in accordance with ANSI/IFCA C10.</p>	The vent hood in the kitchen has grease accumulation.
901.8	<p>Removal of or tampering with equipment. It shall be unlawful for any person to remove, tamper with or otherwise disturb any fire protection or life safety system required by this code except for the purposes of extinguishing fire, training, recharging or making necessary repairs or where approved by the fire code official.</p>	There is a string tied onto the hood suppression system.
707.1	<p>Fireblocking and draftstopping. Required fireblocking and draftstopping in combustible concealed spaces shall be maintained to provide continuity and integrity of the construction.</p>	There are missing ceiling tiles and there is a penetration in the wall.
603.4	<p>Working space and clearances. Working space around electrical equipment shall be provided in accordance with Section 110.26 of NFPA 70 for electrical equipment rated 1,000 volts or less, and Section 110.32 of NFPA 70 for electrical equipment rated over 1,000 volts. The minimum required working space shall be not less than 30 inches (762 mm) in width, 36 inches (914 mm) in depth and 78 inches (1981 mm) in height in front of electrical service equipment. Where the electrical service equipment is wider than 30 inches (762 mm), the minimum working space shall be not less than the width of the equipment. Storage of materials shall not be located within the designated working space.</p>	There is storage blocking the electrical panel.
603.2	<p>Abatement of unsafe conditions and electrical hazards. Conditions that constitute an electrical shock or fire hazard shall be abated.</p>	There are blanks missing in electrical panels.

Violation Code	Description	Comments
903.5	Inspection, testing and maintenance. Automatic sprinkler systems shall be inspected, tested and maintained in accordance with Section 901.	The sprinkler system has low water pressure on the sprinkler system gauges that is not acceptable per NFPA 13. The system has been tagged as needing repairs by HiTek sprinkler company. The system was red tagged by the State Fire Marshal's Office in September of 2025. The water valve to the system was shut off at the time of inspection.
308.1.1	Where prohibited. A person shall not take or utilize an open flame or light in a structure, vessel, boat or other place where highly flammable, combustible or explosive material is utilized or stored. Lighting appliances shall be well-secured in a glass globe and wire mesh cage or a similar approved device.	There is a candle in an office.
315.3	Storage in buildings. Storage of materials in buildings shall be orderly and stacks shall be stable. Storage of combustible materials shall be separated from heaters or heating devices by distance or shielding so that ignition cannot occur.	There is combustible storage in the path of heaters.
901.6	Inspection, testing and maintenance. Fire protection and life safety systems shall be maintained in an operative condition at all times, and shall be replaced or repaired where defective. Nonrequired fire protection and life safety systems and equipment shall be inspected, tested and maintained or removed in accordance with Section 901.8.	There are two (2) AED devices missing in the appropriate cabinets.
4102.1.4	Prohibited areas. Portable, electric space heaters shall not be operated within 3 feet (914 mm) of any combustible materials. Portable, electric space heaters shall be operated only in locations for which they are listed.	There are space heaters in prohibited areas.
315.3.1	Ceiling clearance. Storage shall be maintained 2 feet (610 mm) or more below the ceiling in nonsprinklered areas of buildings or not less than 18 inches (457 mm) below sprinkler deflectors in sprinklered areas of buildings. Exceptions: 1.The 2-foot (610 mm) ceiling clearance is not required for storage along walls in nonsprinklered areas of buildings. 2.The 18-inch (457 mm) ceiling clearance is not required for storage along walls in areas of buildings equipped with an automatic sprinkler system in accordance with Section 903.3.1.1, 903.3.1.2 or 903.3.1.3.	There was storage placed too close to the ceiling. Note - this violation was corrected on site.

Inspection

Inspection Type: Inspection - General

Inspection Number: SFM20260008

Date Completed: 03/27/2026

Passed: No

Inspection Code Reference: International Fire Code (IFC) 2024

Fire Inspector Notes/Comments

Notes: On March 26, 2026, Deputy State Fire Marshals Kayla Riggs, Jamie McClelan, and Josh Ray along with Chief State Deputy Fire Marshal Kevin Butler went to the MS Trade Mart to conduct an inspection of the sprinkler heads. The inspection was initiated due to a fire that occurred in Hall B of the MS Trade Mart on March 21, 2026. Deputy Riggs observed a sprinkler head directly above where the fire occurred in Hall B. Upon examination, it was determined that the sprinkler head deployed as a result of the fire; however, the system did not properly activate. Other sprinkler heads were examined; however, they were not deployed as a result of the fire. The sprinkle heads were green in color which marks that they are

rated at 200 degrees. Deputies went to the riser room located at the Northeast Corner of the MS Trade Mart Building. Upon inspection of the sprinkler risers, it was observed that the middle riser, the second riser of three, had low water pressure in the supply and the demand gauges. The supply gauge, the gauge that measures pressure coming from the water main, was low on all three riser gauges and read approximately 10 psi. The system gauge, the gauge that measures pressure within the system piping, was at approximately 10 psi on the second riser. It was also observed that MS State Fire Marshal Inspector Lee Williams Red Tagged the sprinkler system on September 29, 2025. On October 1, 2025, HiTek Fire Sprinklers conducted a five-year (5) sprinkler system test in which they noted two (2) critical faults on the sprinkler system. Deputies then observed the fire alarm panel in the main office area of the building which showed multiple troubles. Upon speaking with Deputy Commissioner of Agriculture Hayes Patrick, the Department of Agriculture does not pay for the Fire Alarm to be monitored; therefore, the fire alarm system did not call out to the local fire department at the time of the fire.

On March 27, 2026, Deputies Riggs, McClellan, and Ray went back to the MS Trade Mart Building to conduct a complete building inspection. Inspectors noted the following deficiencies:

- Troubles on the fire alarm panel
- Fire alarm system is not monitored by a monitoring service
- Improper power strips
- Non illuminated exit lights
- Exit lights turned in the opposite direction of egress
- Extension cords being used as permanent wiring
- Improper use of multiplugs
- Electrical outlets that need to be converted to GCFI outlets
- The vent hood in the kitchen has grease accumulation
- The commercial kitchen suppression system was tampered with by a string hanging across the hood and wrapped around a nozzle
- Penetrations in areas that would prevent the proper smoke and fire barriers
- The sprinkler system does not have the water pressure to supply the system properly
- A candle in the office area
- Storage in close proximity to heaters
- Prohibited use of space heaters
- Storage close to the ceilings


On March 30, 2026, Deputies Riggs and McClellan met with Chief Kevin Butler and Assistant Chief Jonthan Owens along with employees from HiTek Fire Sprinklers. HiTek Fire Sprinklers employees were checking the fire system water supply line valves. Upon examination of the valves located on the East side of the MS Trade Mart Building, it was observed that two (2) valves, one at the north east corner of the parking lot and one at the southeast corner of the parking lot, were shut off, and in turn the fire hydrants and the sprinkler system did not have the water demand needed for the systems to work properly

Please see violation and violation documents in the appropriate sections of this report for a full list of inspectors' findings.

Inspection Documents

Inspection Documents

Title: photo of area in trade mart where fire occurred



Title: photo of area in trade mart where fire occurred




Title: photo of close up of where fire occurred in trademart



Title: photo of electrical box near where fire occurred in the trade mart



Title: photo of sprinkler head above where trade mart fire occurred




Title: photo of close up of sprinkler head above where trade mart fire occurred




Title: photo of close up of sprinkler head above where trade mart fire occurred



Title: photo of close up of sprinkler head above where trade mart fire occurred



Title: photo of close up of sprinkler head above where trade mart fire occurred



Title: photo of close up of sprinkler head above where fire occurred



Title: photo of close up of a sprinkler head that has been deployed above where the fire occurred



Title: photo of close up of a sprinkler head that has been deployed above where fire occurred



State Fire Marshal's Signature

Signatures

First Name	Last Name	Signature Date	Signature Graphic
Kayla	Riggs	04/02/2026	